



User's Manual



nickelodeon



PUPS SAVE A UFO!



InnoTAB[®]

LEARNING SOFTWARE

QUICK START

Compatibility Note

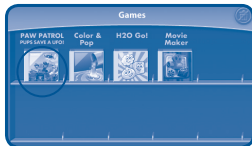
This cartridge will only run on **InnoTab® MAX** or **InnoTV™**. If you own an older **InnoTab®** model, you must download the game onto your tablet from **Learning Lodge®** before you can play it. See the instruction sheet that comes with this manual for details.

To Begin Playing

InnoTab® MAX or **InnoTV™**: Insert the cartridge into your **VTech®** system and select the cartridge icon to start the game.



Other InnoTab® Models: Once you've downloaded the game onto your tablet, it can be found by touching the **Games** icon on the **InnoTab®** desktop.

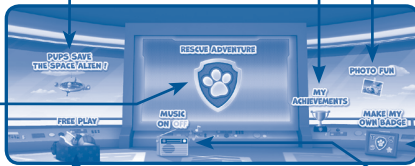


e-Book - Read or listen to the interactive e-Book, **Pups Save the Space Alien**.

My Achievements - Earn badges for reaching certain goals as you play the games.

Photo Fun* - Take pictures and decorate them with **PAW Patrol** frames and stamps.

Rescue Adventure - Help the pups save a stranded UFO and unlock 9 fun games as you play!



Make My Own Badge - Design your own **PAW Patrol** badges. Earn stars during the games to unlock new badge designs.

Free Play - Here you can play games you've unlocked during the **Rescue Adventure**. You may need to play the **Rescue Adventure** multiple times to unlock all the games.

Music Icon - Select **on** or **off** to play with or without music.

*If your device does not have a built-in camera, this activity will not be available.

Helpful InnoTab® Buttons



HOME

Exit the cartridge and return to the **InnoTab®** desktop.



HELP BUTTON

Replay instructions or ask for a hint.



BACK BUTTON

Return to the previous screen.

Helpful InnoTV™ Buttons



EXIT BUTTON

Exit the activity and return to the cartridge's main menu or the **InnoTV™** home screen.



HELP BUTTON

Replay instructions or ask for a hint.

INTRODUCTION


Ryder and the **PAW Patrol** get a very special visit from an alien spaceship in trouble. The energy cubes that power the ship have fallen out and are scattered all over Adventure Bay. Help the pups collect the energy cubes and fix the ship so the alien can return home. As you help the pups complete their mission, collect pup treats along the way.



CURRICULUM

Levels

InnoTab® cartridges have a tiered leveling system. During **Adventure Mode**, choose **Easy** or **Difficult** based on your child's age and ability level. For this cartridge, **Easy** is for approximately 4- and 5-year-olds, while **Difficult** is for ages 6-7. For **Free Play**, you can also select **Easy** and **Difficult**. Difficulty increases as your child progresses through each game.



Teaches Problem Solving Concepts and More

The **PAW Patrol InnoTab**® cartridge focuses on problem solving skills. As players help the pups solve problems on their missions, they are introduced to fundamental pre-mathematics and early science skills such as Sequencing, Matching, Finding Differences and Classification. In addition, the pups' active, team-oriented style models the importance of community and good citizenship.

Skill Chart

All **InnoTab**® cartridges help children build skills across multiple subject areas. Here's a list of the skills taught in this cartridge:

Game	Primary Skill	Math	Reading/ Language Arts	Science	Social Studies	Problem Solving	Creativity
Deep Dive Rescue	Find the Differences	○		○		●	
Energy Cube Airlift	Logic Sequences	○				●	
Assemble the Cube	Puzzle					●	○
Snow Search	Problem Solving			○		●	
Rockslide Rescue	Puzzle	○				●	
Cave Search	Memory					●	
Animal Roundup	Classification			○	○	●	
Field Rescue	Color Patterns	○				●	
Spaceship Power-up	Puzzle	○				●	
e-Book	Reading		●		○		
Make My Own Badge	Creativity						●
Photo Fun*	Photography						●

● Primary Skill ○ Secondary Skill

Track Your Child's Learning Progress Online

Connect to **VTech's** online **Progress Log** for detailed information about the time your child spends playing this cartridge. We'll give you a breakdown of your child's performance and the skills taught in every game so you can quickly see where your child excels and where additional support is needed.

To view the Progress Log, go to: www.vtechkids.com/progresslog

The screenshot shows the 'Progress Log' interface for a child named Chris. At the top, it says 'Chris' and 'Last visited on May 4, 2015'. A message reads: 'Once Chris has played a few times, connect his device to the Internet to upload his scores, and we'll show you how he's doing.' Below this is a dropdown menu for 'Choose another child'. The main area is titled 'Chris's learning achievements' and is organized into a grid. The columns are 'Toddler', 'Pre-Kindergarten', 'Kindergarten', 'Grade 1', and 'Grade 2 or Above'. The rows represent different subject areas: Language Development, Reading, Mathematics, Social Studies & Sciences, and Creative & Critical Thinking. Each cell in the grid contains a small icon representing a skill or concept.

	Toddler	Pre-Kindergarten	Kindergarten	Grade 1	Grade 2 or Above
Language Development		Letters	Phonics	Foreign Languages	Handwriting
Reading		Early Reading Concepts	Vocabulary & Spelling	Listening & Identifying Sounds	Reading Comprehension
Mathematics		Patterns & Classification	Numbers & Counting	Measurement	Geometry
Social Studies & Sciences		Safety	Community & Culture	Geography	Life Sciences
Creative & Critical Thinking		Art	Music	Logic & Memory	Visual Skills

You can also connect directly on the **InnoTab® MAX** by selecting **Progress Log** from the **Parental Controls** menu.

WARNING: All packing materials, such as tape, plastic sheets, packaging locks and tags are not part of this toy, and should be discarded for your child's safety.

ATTENTION: Pour la sécurité de votre enfant, débarrassez-vous de tous les produits d'emballage tels que rubans adhésifs, feuilles de plastique, attaches et étiquettes. Ils ne font pas partie du jouet.

NOTE: Please keep user's manual as it contains important information.

Expand the Learning

As your child progresses through the game, you may want additional apps to extend or supplement your child's understanding. **Learning Lodge®** has over 1,000 apps, bundles, videos, songs and other educational tools to keep your child learning.

Additionally, if your child enjoyed the **PAW Patrol** Problem Solving cartridge, here are some other **InnoTab®** cartridges that may make learning feel more like playing. Cartridges can be purchased in the store or online at vtechkids.com.



Bubble Guppies*

©2013 VIACOM
INTERNATIONAL, INC.



Dora and Friends

©2015 VIACOM
INTERNATIONAL, INC.



Ultimate Spider-Man

© MARVEL

* Not compatible with InnoTV™.

CARE & MAINTENANCE

1. Keep your **InnoTab®** cartridge clean by wiping it with a slightly damp cloth. Never use solvents or abrasives.
2. Keep it out of direct sunlight and away from direct sources of heat.
3. Avoid dropping it. **NEVER** try to dismantle it.
4. Always keep the **InnoTab®** cartridge away from water.

If you need help, please contact our Consumer Services Department.

Internet:

www.vtechkids.com

6

Phone:

1-800-521-2010 in the US or 1-877-352-8697 in Canada

WARNING

A very small percentage of the public, due to an existing condition, may experience epileptic seizures or momentary loss of consciousness when viewing certain types of flashing colors or patterns. While playing this cartridge will not contribute to any additional risks, we do recommend that parents supervise their children while they play video games. If your child experiences dizziness, altered vision, disorientation, or convulsions, discontinue use immediately and consult your physician. Please note that focusing on an LCD screen at close range and handling video game controls for a prolonged period of time may cause fatigue or discomfort. We recommend that children take a 15-minute break for every hour of play.

NOTE:

THIS DEVICE COMPLIES WITH PART 15 OF THE FCC RULES. OPERATION IS SUBJECT TO THE FOLLOWING TWO CONDITIONS: (1) THIS DEVICE MAY NOT CAUSE HARMFUL INTERFERENCE, AND (2) THIS DEVICE MUST ACCEPT ANY INTERFERENCE RECEIVED, INCLUDING INTERFERENCE THAT MAY CAUSE UNDESIRE OPERATION.

This equipment has been tested and found to comply with the limits for a Class B digital device, pursuant to Part 15 of the FCC Rules. These limits are designed to provide reasonable protection against harmful interference in a residential installation. This equipment generates, uses and can radiate radio frequency energy and, if not installed and used in accordance with the instructions, may cause harmful interference to radio communications. However, there is no guarantee that interference will not occur in a particular installation. If this equipment does cause harmful interference to radio or television reception, which can be determined by turning the equipment off and on, the user is encouraged to try to correct the interference by one or more of the following measures:

- Reorient or relocate the receiving antenna.
- Increase the separation between the equipment and receiver.
- Connect the equipment into an outlet on a circuit different from that to which the receiver is connected.
- Consult the dealer or an experienced radio/TV technician for help.

CAN ICES-3 (B)/NMB-3(B)

Caution: Changes or modifications not expressly approved by the party responsible for compliance could void the user's authority to operate the equipment.



PRODUCT WARRANTY

This Warranty is applicable only to the original purchaser, is non-transferable and applies only to "VTech" products or parts. This product is covered by a 3-month Warranty from the original purchase date, under normal use and service, against defective workmanship and materials. This Warranty does not apply to (a) consumable parts, such as batteries; (b) cosmetic damage, including but not limited to scratches and dents; (c) damage caused by use with non-VTech products; (d) damage caused by accident, misuse, unreasonable use, immersion in water, neglect, abuse, battery leakage, or improper installation, improper service, or other external causes; (e) damage caused by operating the product outside the permitted or intended uses described by VTech in the owner's manual; (f) a product or part that has been modified (g) defects caused by normal wear and tear or otherwise due to the normal aging of the product; or (h) if any VTech serial number has been removed or defaced.

Prior to returning a product for any reason, please notify the VTech Consumer Services Department, by sending an email to vtechkids@vtechkids.com or calling 1-800-521-2010. If the service representative is unable to resolve the issue, you will be provided instructions on how to return the product and have it replaced under Warranty. Return of the product under Warranty must adhere to the following rules:

If VTech believes that there may be a defect in the materials or workmanship of the product and can confirm the purchase date and location of the product, we will at our discretion replace the product with a new unit or product of comparable value. A replacement product or parts assumes the remaining Warranty of the original product or 30 days from the date of replacement, whichever provides longer coverage.

THIS WARRANTY AND THE REMEDIES SET FORTH ABOVE ARE EXCLUSIVE AND IN LIEU OF ALL OTHER WARRANTIES, REMEDIES AND CONDITIONS, WHETHER ORAL, WRITTEN, STATUTORY, EXPRESS OR IMPLIED. IF VTECH CANNOT LAWFULLY DISCLAIM STATUTORY OR IMPLIED WARRANTIES THEN TO THE EXTENT PERMITTED BY LAW, ALL SUCH WARRANTIES SHALL BE LIMITED TO THE DURATION OF THE EXPRESS WARRANTY AND TO THE REPLACEMENT SERVICE AS DETERMINED BY VTECH IN ITS SOLE DISCRETION.

To the extent permitted by law, VTech will not be responsible for direct, special, incidental or consequential damages resulting from any breach of Warranty.

This Warranty is not intended to persons or entities outside the United States of America. Any disputes resulting from this Warranty shall be subject to the final and conclusive determination of VTech.



2015 © VTech
Printed in China

US CA 91-002838-296